

Dear Student,

At SCDL we are constantly striving to upgrade the Teaching Learning Method even more interactive to provide you with a more satisfying and rewarding learning experience.

As a step in this direction, we are making a shift to conducting the VCs on the Zoom platform as it creates a seamless learning environment for students. From 24<sup>th</sup> Jan 2022, ALL VCs will be conducted on zoom platform. Bookings for the sessions can be done from 22<sup>nd</sup> onwards.

**All you have to do is download Zoom and create a login id, if you don't already have one and follow these simple steps to book and attend your scheduled VC -**

## Steps to book and attend Zoom VC session

**Step 1 :** After logging on your student portal, go to Teaching Learning Tab. You will see TWO tabs – Attend live/View Past Online Classes and Attend live/View Past Sessions on Zoom. Check under Attend live/View Past Sessions on Zoom for scheduled sessions. After 24<sup>th</sup> Jan only Attend live/View Past Sessions on Zoom tab will be visible.

alphalugin.scdl.net/EditProfile.aspx

My Profile  
PCP(Attend Classroom Session)  
My Mail Box  
My Fees  
Notices and Download  
Teaching and Learning  
Spl Doubt Clearing sessions  
Teaching & Learning Demo  
Download Flash Media  
**Attend Live/View past Sessions on ZOOM**  
Attend Live /View Past Online Classes  
e-Books  
Schedule – Online Faculty Interactions  
Interact Online with Expert Faculty (Chat)  
View Past Online Faculty Interactions  
e-Learning  
SCDL MOOCS

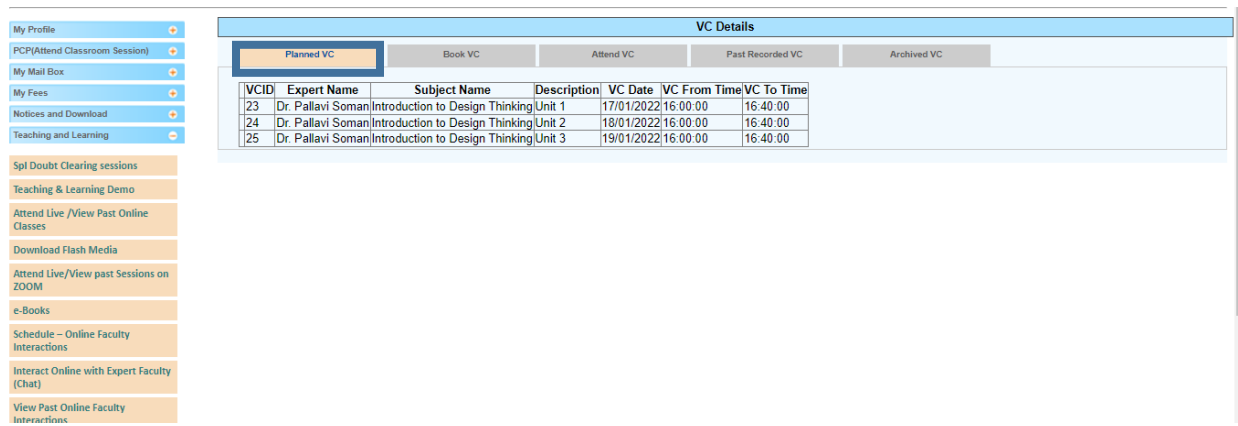
**Registration Details**

Mr. Sanjeev Ranjan  
Date Of Birth : 02-05-1979

**Personal Details**

Communication Address	Permanent Address
Ma Vaishnav Tower-2, Second Floor, Flat No-3, Govindvihar, Govindpuram Ghaziabad 201013 Uttar Pradesh India India	Ma Vaishnav Tower-2, Second Floor, Flat No-3, Govindvihar, Govindpuram Ghaziabad 201013 Uttar Pradesh India India
<b>Phone No. :</b> 9654152468	<b>Phone No. :</b>
<b>Mobile :</b> 9953434868	<b>Mobile :</b>
<b>Email id :</b> sanjeevranjan80@gmail.com	<b>Live Edu. Email id :</b> san20200060379@student.scdl.net

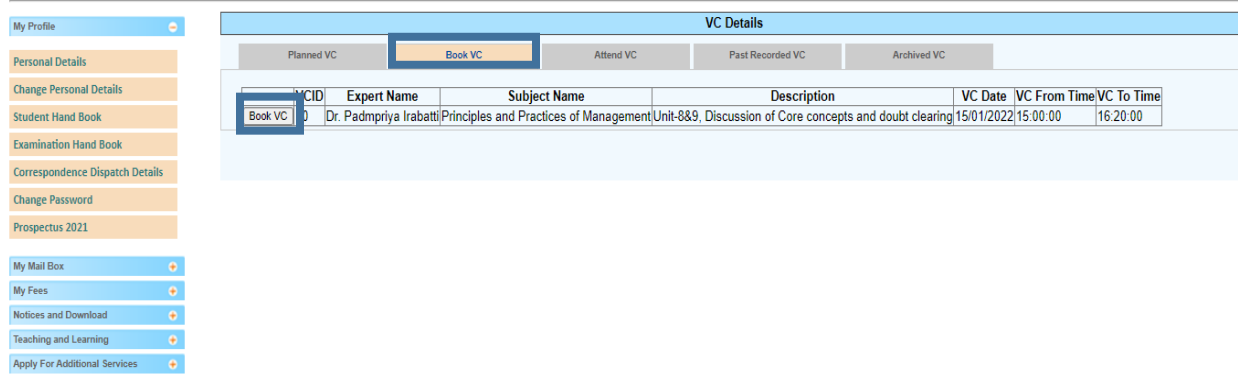
## Step 2: Check the planned VC



The screenshot shows the 'VC Details' page with a sidebar on the left and a main content area. The sidebar contains various navigation options. The main content area has a tabbed interface with 'Planned VC' selected. Below the tabs is a table listing planned Virtual Classes.

VCID	Expert Name	Subject Name	Description	VC Date	VC From Time	VC To Time
23	Dr. Pallavi Soman	Introduction to Design Thinking	Unit 1	17/01/2022	16:00:00	16:40:00
24	Dr. Pallavi Soman	Introduction to Design Thinking	Unit 2	18/01/2022	16:00:00	16:40:00
25	Dr. Pallavi Soman	Introduction to Design Thinking	Unit 3	19/01/2022	16:00:00	16:40:00

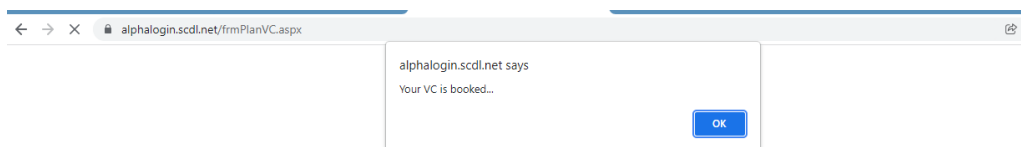
## Step 3: Click on Book VC button and book the VC.



The screenshot shows the 'VC Details' page with the 'Book VC' tab selected. A 'Book VC' button is highlighted in the table row for VCID 889. The sidebar on the left shows a different set of navigation options.

VCID	Expert Name	Subject Name	Description	VC Date	VC From Time	VC To Time
889	Dr. Padmpriya Irabatti	Principles and Practices of Management	Unit-8&9, Discussion of Core concepts and doubt clearing	15/01/2022	15:00:00	16:20:00

You will get a confirmation that your VC has been booked.



The screenshot shows a browser window with the URL 'alphalugin.scdl.net/frmPlanVC.aspx'. A confirmation dialog box is displayed in the center of the screen.

alphalugin.scdl.net says  
Your VC is booked...

OK

**Step 4:** Attend VC on the due date by clicking on Attend VC.

The screenshot shows a web application interface with a sidebar on the left and a main content area. The sidebar contains various menu items such as 'My Profile', 'Personal Details', 'Change Personal Details', 'Student Hand Book', 'Examination Hand Book', 'Correspondence Dispatch Details', 'Change Password', 'Prospectus 2021', 'My Mail Box', 'My Fees', 'Notices and Download', 'Teaching and Learning', and 'Apply For Additional Services'. The main content area is titled 'VC Details' and has tabs for 'Planned VC', 'Book VC', 'Attend VC', 'Past Recorded VC', and 'Archived VC'. The 'Attend VC' tab is selected. Below the tabs is a table with the following data:

VCID	Expert Name	Subject Name	Description	VC Date	VC From Time	VC To Time
Book VC 10	Dr. Padmpriya Irabatti	Principles and Practices of Management	Unit-8&9, Discussion of Core concepts and doubt clearing	15/01/2022	15:00:00	16:20:00

**Step 5:** Click on Sign in to Start and you will directly join the class

The screenshot shows a browser window displaying the Zoom meeting page. The URL is 'zoom.us/s/93940359949#success'. The page features the Zoom logo and a message: 'If you are the meeting host, sign in to start the meeting 939 4035 9949'. A prominent blue button labeled 'Sign in to Start' is visible. Below it, there is a link: 'I'm not the meeting host, [Join Meeting as an Attendee](#)'. At the bottom of the page, there is a copyright notice: '©2021 Zoom Video Communications, Inc. All rights reserved. Privacy & Legal Policies'. A browser error message is displayed in the foreground, stating: 'alphalogin.scdl.net says VC is not launch yet...' with an 'OK' button.

Wishing you a happy learning experience.

Team SCDL

**\*In case you are new to Zoom, please download the app by following these simple steps:**

zoom.us/signup

zoom SOLUTIONS PLANS & PRICING CONTACT SALES JOIN A MEETING HOST A MEETING SIGN IN **SIGN UP, IT'S FREE**

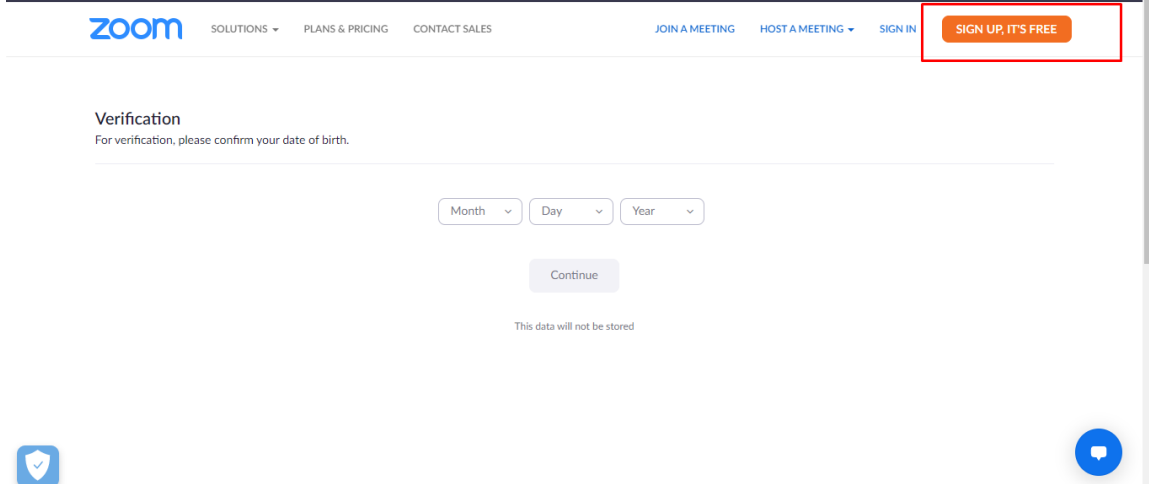
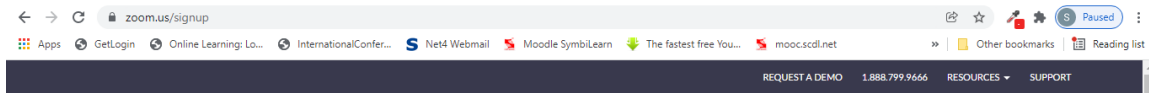
### Verification

For verification, please confirm your date of birth.

Month Day Year

Continue

This data will not be stored



zoom.us/signup

zoom SOLUTIONS PLANS & PRICING CONTACT SALES JOIN A MEETING HOST A MEETING SIGN IN **SIGN UP, IT'S FREE**

## SIGN UP FREE

Meetings and Chat for free

Already have an account? Sign In

Email address

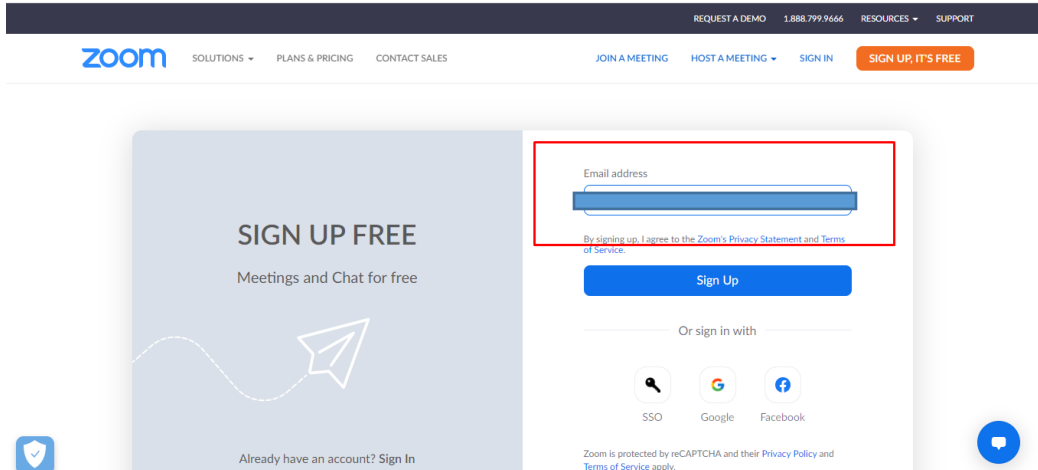
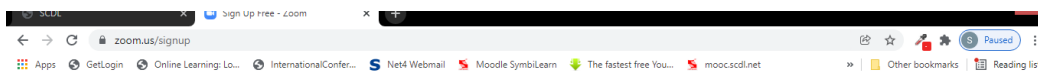
By signing up, I agree to the Zoom's Privacy Statement and Terms of Service.

Sign Up

Or sign in with

SSO Google Facebook

Zoom is protected by reCAPTCHA and their Privacy Policy and Terms of Service apply.





# Activation Email Sent!

We've sent an email to sonali.korotkar@scdl.net  
Click the confirmation link in that

if you did not receive

[Resend another email](#)

 Open Gmail

 Open Outlook



[Reply](#) [Reply All](#) [Forward](#)



Thu 12/30/2021 12:56 PM

Zoom <no-reply@zoom.us>

Zoom Account Sign Up Assistant

To help protect your privacy, Outlook prevented automatic download of some pictures in this message.

Hello

You recently visited our sign up page using an email which has already been registered and activated. Click the button below to sign in.

[Sign In](#)

If the link above doesn't work, paste this into your browser:

# SIGN IN

Welcome back!

Email Address

Password [Forgot password?](#)

By signing in, I agree to the Zoom's Privacy Statement and Terms of Service.

[Sign In](#)

Stay signed in

zoom.us/j/93940359949#success

zoom

Open URL: Zoom Launcher?  
https://zoom.us wants to open this application.  
 Always allow zoom.us to open links of this type in the associated app

Open URL: Zoom Launcher Cancel

Click **Open Zoom Meetings** on the dialog shown by your browser  
If you don't see a dialog, click **Launch Meeting** below

By clicking "Launch Meeting", you agree to our [Terms of Service](#) and [Privacy Statement](#)

Launch Meeting

Don't have Zoom Client installed? [Download Now](#)

OR

zoom.us/s/97443847336#success

zoom

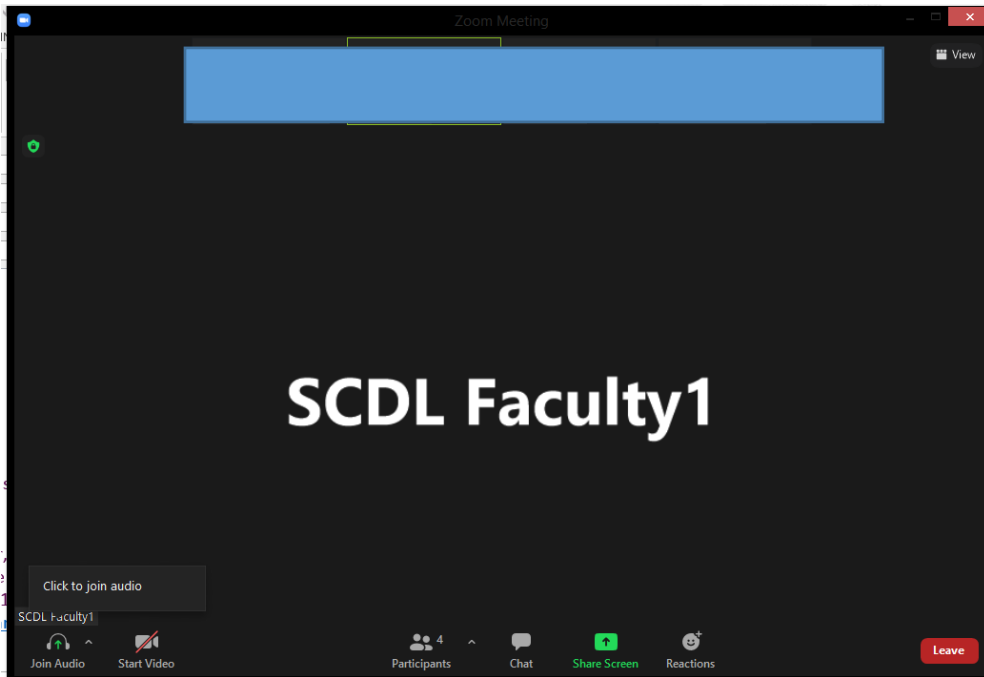
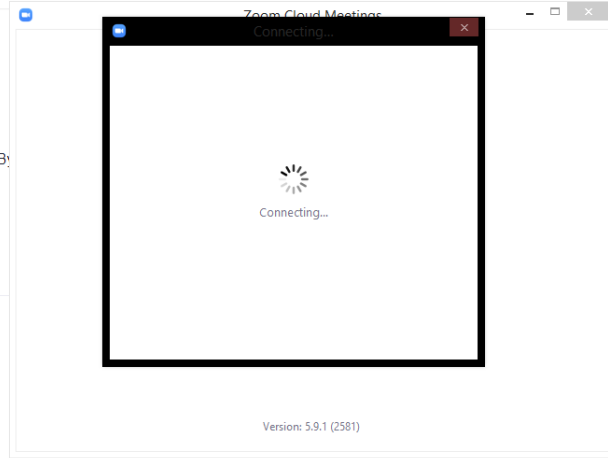
Once you install Zoom Client, click **Launch Meeting** below

By clicking "Launch Meeting", you agree to our [Terms of Service](#) and [Privacy Statement](#)

Launch Meeting

This website uses cookies and similar technologies. We share information about your use of our site with analytics and advertising partners in accordance with our [Privacy Statement](#). You can manage this sharing in [Cookies Settings](#).

Zoom\_cm\_ds\_mPg....exe





My Profile

Personal Details

Change Personal Details

Student Hand Book

Examination Hand Book

Correspondence Dispatch Details

Change Password

Prospectus 2021

PCP(Attend Classroom Session)

My Mail Box

My Fees

Notices and Download

Teaching and Learning

### VC Details

Planned VC
Book VC
Attend VC
Past Recorded VC
Archived VC

	VCID	Expert Name	Subject Name	Description	VC Date	VC From Time	VC To Time
<a href="#">View</a>	80	Corporate Expert1	Business Communication	test	05/01/2022	14:20:00	14:40:00
<a href="#">View</a>	78	Corporate Expert	Business Communication	testvcTATAAIA	06/01/2022	10:00:00	13:00:00
<a href="#">View</a>	82	Corporate Expert1	Business Communication	Unit-3	07/01/2022	11:20:00	12:30:00
<a href="#">View</a>	81	Corporate Expert1	Business Communication	testing	07/01/2022	10:00:00	10:30:00
<a href="#">View</a>	3	Corporate Expert	Strategic Management Accounting	testing purpose	20/12/2021	21:00:00	21:50:00
<a href="#">View</a>	13	Corporate Expert	Principles and Practices of Management	test	20/12/2021	15:00:00	15:50:00
<a href="#">View</a>	12		Organizational Behaviour	testing	20/12/2021	14:40:00	15:30:00

My Profile

Personal Details

Change Personal Details

Student Hand Book

Examination Hand Book

Correspondence Dispatch Details

Change Password

Prospectus 2021

PCP(Attend Classroom Session)

My Mail Box

My Fees

Notices and Download

Teaching and Learning

### VC Details

Planned VC
Book VC
Attend VC
Past Recorded VC
Archived VC

**Note: some of the virtual class session are in exe format, So kindly follow the steps as mentioned in PDF to View Archived VC [Click here to download](#)**

- These videos are intellectual property of SCDL. Any person or organization not associated with SCDL may not use, copy, alter or modify the content. No one should reproduce the content without advance written permission of an authorized designee from SCDL. Sharing or uploading any of these videos to any other site will be considered as copyright violation and will result in legal action.
- Some of the files in this archive are in executable (.exe) format and when you click on them, they will automatically get downloaded onto your Windows based computer and you need to click on the same to play the video.
- When the file format is regular video format (.mp4), the file will directly play in browser and it will not be downloaded to your computer.
- Once you complete watching the video, use Alt-F4 to close the same and return to the page.

Subject :